

2022-23 Equity  $\lambda$

# INTRODUCTION

# Athletic Program Participation Rates and Financial Support Data

July 1, 2022 through June 30, 2023

## College Enrollment

Gender	Full-Time Undergraduates	
	Number	Percent
Male Students	588	49.8%
Female Students	593	50.2%
	1181	100%

ATH

SPORT

TOTAL/PERCENTAGE PARTICIPANTS

ESPORT: ROCKET LEAGUO



The image shows a horizontal bar chart with five distinct colored segments. The top segment is light blue and contains the text 'ESPORT: ROCKET LEAGUO'. Below it are four more segments: yellow, pink, green, and grey, each representing a different category or data point. The segments are stacked vertically and span the width of the chart area.

# ATHLETICALLY RELATED STUDENT AID

:

Scholarships

\$18000

Grants

\$0

Other

\$0

Total


\$18000

# ATHLETIC RELATED EXPENSES

:

Revenue

D



## COACHING STAFF SALARIES

:

Wages for coaching	\$23,172.00
Bonuses for coaching	\$0.00
Other institutional compensation	\$0.00
Third party money paid to the school to pay for any or all of coach's salary	\$0.00
<b>Total Salary</b>	<b>\$23,172.00</b>

## w OPERATING (GAME-DAY) EXPENSES

D  
5 V

:


x

H2 H EXD ND n  
b

**DUH**

b b b12422@ R  
X Q



OM  
PD (S.S.)\$1400



Total Operating Expenses

\$1100.00

EXPENSES NOT



Other (Campus Housing, Campus Meal  
Plans, etc.)

\$0.00



## TOTAL REVENUE

